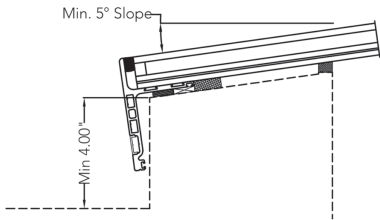


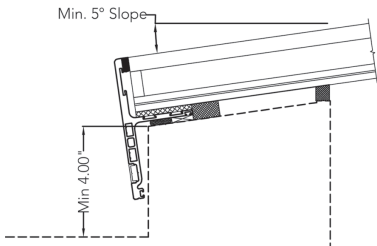
SKYLIGHT SPECIFICATIONS



104

SKYLIGHT 104
 6mm (0-60 sq. ft)
 Max height/width ratio - 10:1
 Min. Edge width - 10.25"
 No round or curved parts
 Max Width - 5ft

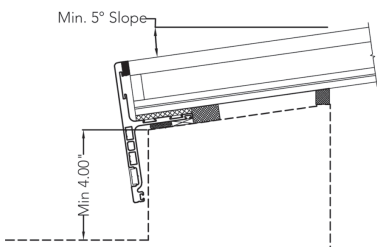
CURB REQUIREMENTS:
 Minimum 4.00" (101.6mm) height on short side
 Must follow Min. 5° slope up towards high side



130

SKYLIGHT 130
 10mm (60-75 sq. ft)
 Max width - 8ft
 Max height/width ratio - 10:1
 Min. Edge width - 10.25"
 No round or curved parts

CURB REQUIREMENTS:
 Minimum 4.00" (101.6mm) height on short side
 Must follow Min. 5° slope up towards high side



130

JOINED SKYLIGHT
 10mm (75+ sq. ft. per panel)
 Max Width - 5 ft
 Max panels - 2
 Max Height/Width Ratio - 10:1
 Min. Edge width - 10.25"
 No round or curved parts

CURB REQUIREMENTS:
 Minimum 4.00" (101.6mm) height on short side
 Must follow Min. 5° slope up towards high side

Please contact your sales rep for custom projects.

FINISHES



ANODIZED BLACK