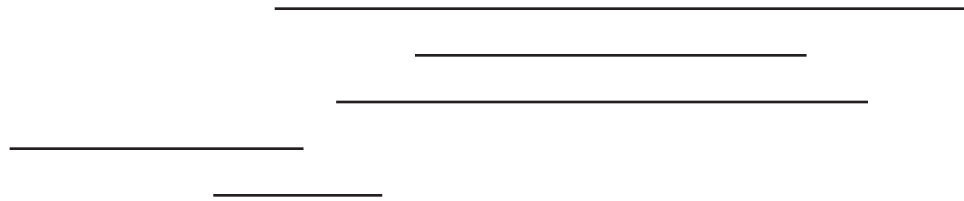
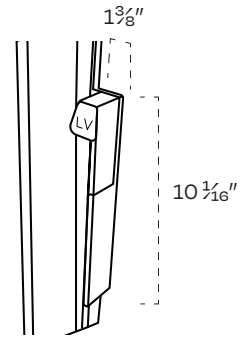


LUXVIEW

PRODUCT HANDLE OPTIONS



SLIDE - SLIM



With its slender silhouette, the Slide slim handle offers a refined and understated elegance to your doors.

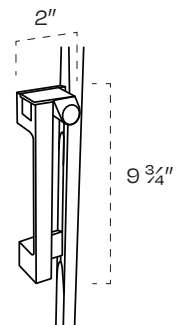
- Minimal design aesthetic
- Ergonomically designed and tested
- Multi-point locking for security
- Non-keyed exterior
- Custom color matching available

STANDARD FINISH



Matte Black

SLIDE - GRAB



Slide grab handle combines minimalistic aesthetics with ergonomic design, offering a sleek and comfortable solution for effortless door opening.

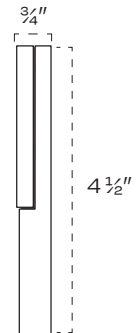

- Premium concealed flip-latch handle
- Multi-point locking for security
- Keyed exterior lock options
- Custom color matching available

STANDARD FINISH



Matte Black

SLIDE - LOCKBOLT



Nested on the face of our 1" interlock, Lockbolt's nearly invisible profile offers an enhanced aesthetic with maximum security.

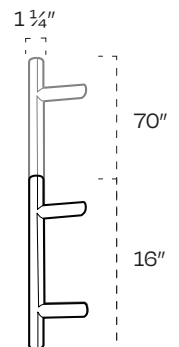
- Enhanced security
- Effortless operation
- Minimalist design
- Custom color matching available
- Multi-point locking for security

STANDARD FINISH



Matte Black

PIVOT - LADDER



The ladder handle redefines door aesthetics with a cylindrical design that seamlessly blends form and function.


- Available in 16" or 70" heights
- Custom color matching available
- Full-sash custom option
- Straight or offset mount
- Multi-point locking for security
- Available on Pivot and Swing
- Ergonomically designed and tested

STANDARD FINISH




Stainless Steel

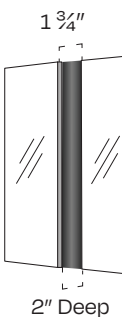
PIVOT - EMBEDDED



Pivot Core



Pivot Edge



The Pivot embedded handle resides within the glass, presenting an innovative and contemporary design that not only elevates the aesthetic of the door but also ensures a seamless, minimalist appearance.

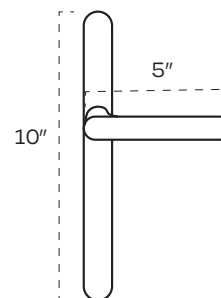

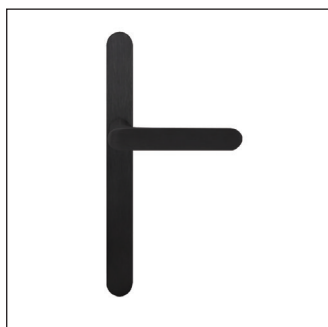
- Minimal design aesthetic
- Custom color matching available
- Ergonomically designed and tested
- Custom LED options
- Multi-point locking for security

STANDARD FINISH



Jet Black

PIVOT - LEVER



The lever handle offers a practical and straightforward solution, providing reliable functionality with a timeless design for everyday use.

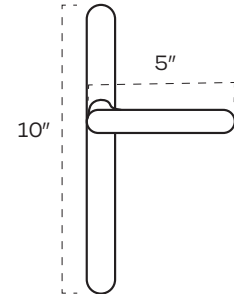
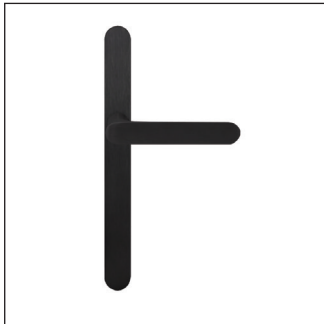
- Minimal design aesthetic
- Custom color matching available
- Ergonomically designed and tested
- Available on Swing and Pivot
- Multi-point locking for security

STANDARD FINISH



Jet Black

SWING - LEVER



The lever handle offers a practical and straightforward solution, providing reliable functionality with a timeless design for everyday use.

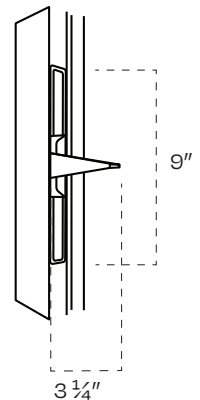
- Minimal design aesthetic
- Custom color matching available
- Ergonomically designed and tested
- Available on Swing and Pivot
- Multi-point locking for security

STANDARD FINISH



Jet Black

TILT+TURN - HIDDEN LATCH



The Tilt+Turn hidden handle discreetly blends into the window frame, offering a seamless and elegant solution that allows for both tilting and turning functionalities with a modern twist.

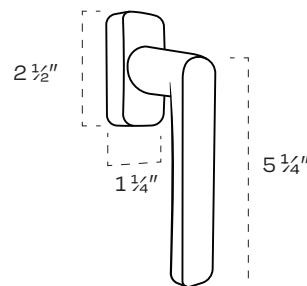
- Handle is integrated within the sash
- Ergonomically designed and tested
- Concealed hinges
- Custom color matching available
- Multi-point locking for security

STANDARD FINISH



Jet Black

TILT+TURN - LEVER



The Tilt+Turn lever handle provides a versatile and user-friendly solution, allowing for easy operation and flexibility in controlling the tilt and turn functionalities of your window.

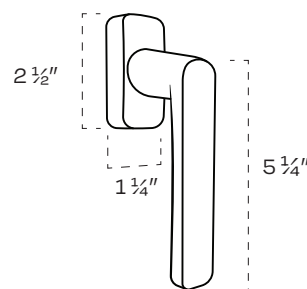

- Concealed hinges
- Multi-point locking for security
- Keyed exterior lock options
- Custom color matching available

STANDARD FINISH



Jet Black

CASEMENT - LEVER



The Tilt+Turn hidden handle discreetly blends into the window frame, offering a seamless and elegant solution that allows for both tilting and turning functionalities with a modern twist.

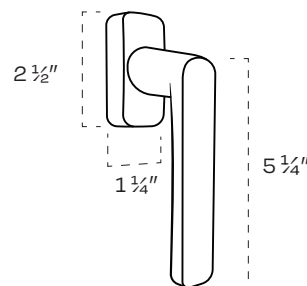

- Handle is integrated within the sash
- Concealed hinges
- Multi-point locking for security
- Ergonomically designed and tested
- Custom color matching available

STANDARD FINISH



Jet Black

FOLD - LEVER



The Tilt+Turn lever handle provides a versatile and user-friendly solution, allowing for easy operation and flexibility in controlling the tilt and turn functionalities of your window.

- Concealed hinges
- Multi-point locking for security
- Keyed exterior lock options
- Custom color matching available

STANDARD FINISH



Jet Black

ELECTRONIC ACCESS

Available with Swing and Pivot doors.



Smart Lock



Keypad



WiFi Bridge

